


Sugita®



Titanium Aneurysm Clips

MIZUHO®

SUGITA TITANIUM ANEURYSM CLIPS

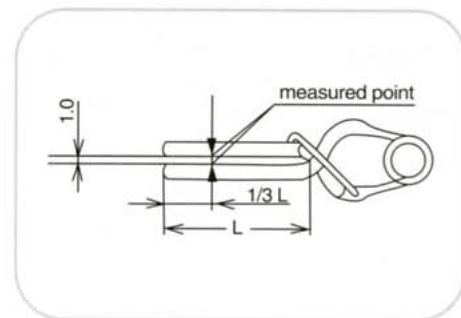


FEATURES & BENEFITS

- Made of titanium alloy (Ti-6Al-4V) classified as biocompatible material under ASTM F-136 (ISO 5832-3) proven safe for clinical purposes.
- Reduces image artifact created by the aneurysm clip.
- 78 different patterns allow selection of the appropriate clip to meet the needs of the procedure.
- Proper blade alignment is ensured with Mizuho's patented bridge-wire system. This unique design provides proper occlusion by ensuring that the jaw surfaces are precisely aligned down the entire length of the blade.
- The unique coil spring construction assures stable spring force of the clip.
- The jaw profile, consisting of pyramid-shaped inner surface design, helps to prevent clip slippage and evenly distributes the closing pressure throughout the full length of the jaw.
- Streamlined profile reduces material volume and visual obstructions in the operative field.
- Sterilization and storage cases are designed for ease of clip organization, selection, and stocking.
- Production lot numbers are engraved on the blade of each clip and printed on the package and enclosed label to ensure proper quality control and tracking.
- Sugita clips have been tested up to 4.0 Tesla, proving them acceptable for MRI systems presently in use.
- These clips are MRI Compatible.

BLADE HOLDING FORCE:

Type	holding force (g)
Mini	105-160
Standard	115-185
Fenestrated	105-165
Standard Temporary	50-85
Mini Temporary	60-85



SUGITA Titanium ANEURYSM CLIP
 TYPE : STANDARD
 REF : 07-934-01
 LOT : 11-Z8
 CLOSING FORCE : 133GMS
 1.31 N
 MIZUHO IKAKOGYO CO., LTD.

All Sugita clips are packaged non-sterile and can be placed in a storage and sterilization tray for use in the sterile field. This allows for proper and efficient clip selection during the surgical procedure.

Each Sugita aneurysm clip package includes two stickers with all pertinent product information. These stickers can be affixed to the patient chart. The same information is provided on the outer clip package for ease of reference.



Production Lot numbers are engraved on the blade of each Sugita aneurysm clip to ensure proper quality control

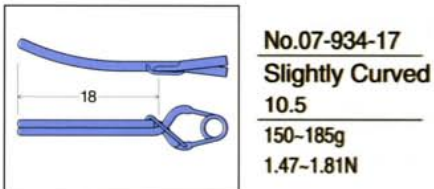
STANDARD CLIPS 1/1 (mm)

1/1 SIZE TABLE FORMAT

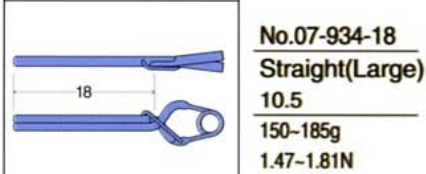


Catalog No.
Description
Nominal Opening Width (mm.)
Holding Force g.(gram)
Holding Force N (newton)

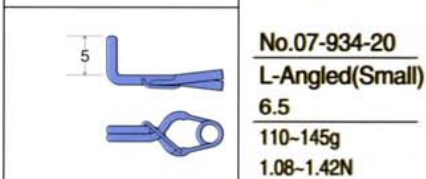
	No.07-934-01 Straight(Small) 7.0 115-150g 1.13-1.47N		No.07-934-68(8B) Slightly Curved 8.0 125-160g 1.23-1.57N
	No.07-934-02 Straight(Large) 8.0 130-165g 1.27-1.62N		No.07-934-09 Small Curved 8.0 130-165g 1.27-1.62N
	No.07-934-03 Bayonet 9.0 120-155g 1.18-1.52N		No.07-934-10 Straight(Small) 9.0 140-175g 1.37-1.72N
	No.07-934-04 Angled 7.5 120-155g 1.18-1.52N		No.07-934-11 Side Angled 10 140-175g 1.37-1.72N
	No.07-934-64(4B) Slightly Angled 9.0 120-155g 1.18-1.52N		No.07-934-12 Angled 8.0 140-175g 1.37-1.72N
	No.07-934-05 Side Angled 8.0 125-160g 1.23-1.57N		No.07-934-13 Bayonet Small 9.5 140-175g 1.37-1.72N
	No.07-934-06 Side Curved 8.0 110-145g 1.08-1.42N		No.07-934-14 Bayonet Large 10.0 135-170g 1.32-1.67N
	No.07-934-07 Side Curved Bayonet 9.0 130-165g 1.27-1.62N		No.07-934-15 Straight(Medium) 9.5 155-190g 1.52-1.86N
	No.07-934-08 Curved 8.0 120-155g 1.18-1.52N		No.07-934-16 Slightly Curved Bayonet 9.5 140-175g 1.37-1.72N



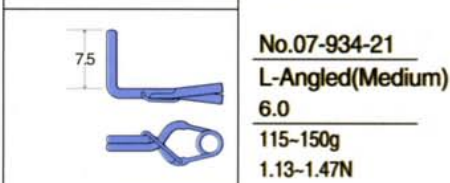
No.07-934-17
Slightly Curved
10.5
150-185g
1.47-1.81N



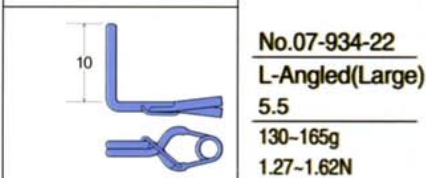
No.07-934-18
Straight(Large)
10.5
150-185g
1.47-1.81N



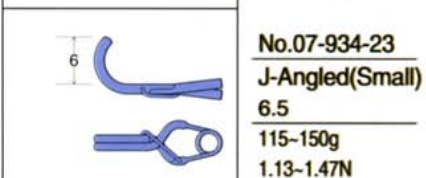
No.07-934-20
L-Angled(Small)
6.5
110-145g
1.08-1.42N



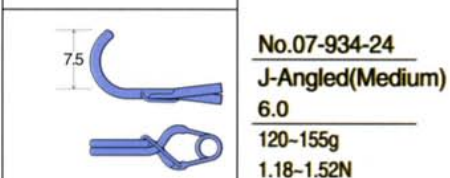
No.07-934-21
L-Angled(Medium)
6.0
115-150g
1.13-1.47N



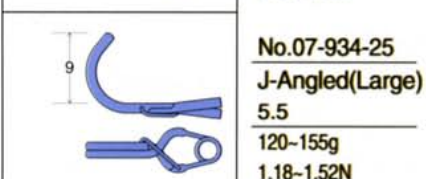
No.07-934-22
L-Angled(Large)
5.5
130-165g
1.27-1.62N



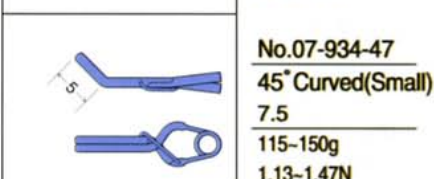
No.07-934-23
J-Angled(Small)
6.5
115-150g
1.13-1.47N



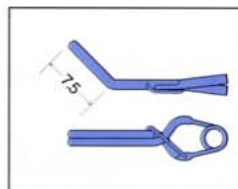
No.07-934-24
J-Angled(Medium)
6.0
120-155g
1.18-1.52N



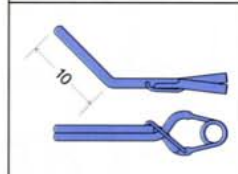
No.07-934-25
J-Angled(Large)
5.5
120-155g
1.18-1.52N



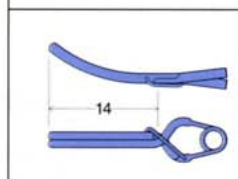
No.07-934-47
45° Curved(Small)
7.5
115-150g
1.13-1.47N



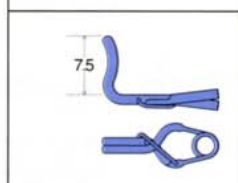
No.07-934-48
45° Curved(Medium)
8.0
130-165g
1.27-1.62N



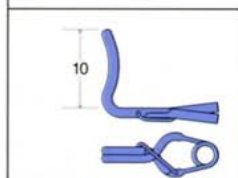
No.07-934-49
45° Curved(Large)
9.0
135-170g
1.32-1.67N



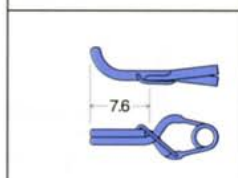
No.07-934-50
Slightly Curved(Small)
9.5
145-180g
1.42-1.77N



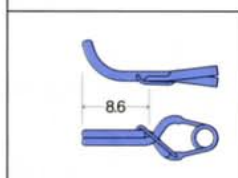
No.07-934-60
L-Curved(Small)
6.0
125-160g
1.23-1.57N



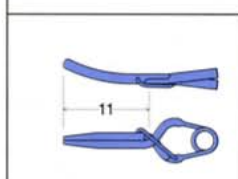
No.07-934-61
L-Curved(Large)
5.5
130-165g
1.27-1.62N



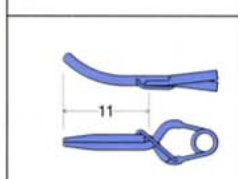
No.07-934-62
1/4 Curved(Small)
7.0
120-155g
1.18-1.52N



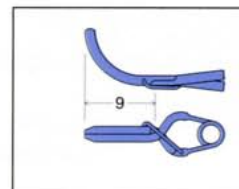
No.07-934-63
1/4 Curved(Large)
7.0
125-160g
1.23-1.57N



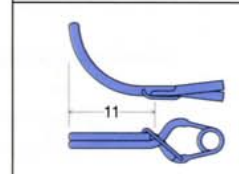
No.07-934-65
Slightly Curved
9.5
130-165g
1.27-1.62N



No.07-934-66
Slightly Curved
9.5
135-170g
1.32-1.67N

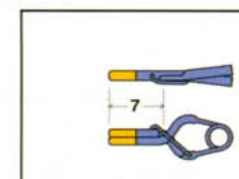


No.07-934-69
Curved
8.0
125-160g
1.23-1.57N

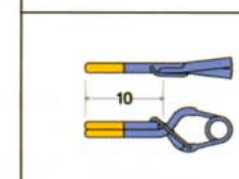


No.07-934-73
1/4 Curved
7.5
135-170g
1.32-1.67N

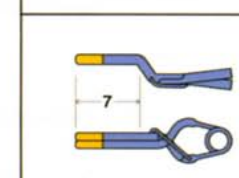
TEMPORARY



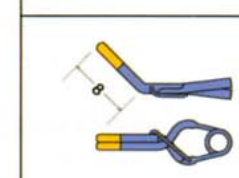
No.07-934-51
Straight(Small)
7.5
50-70g
0.49-0.69N



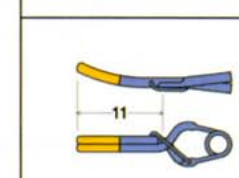
No.07-934-52
Straight(Large)
9.5
55-75g
0.54-0.74N



No.07-934-53
Bayonet
10.0
55-75g
0.54-0.74N



No.07-934-54
Angled
8.0
55-75g
0.54-0.74N



No.07-934-55
Slightly Curved
10.0
65-85g
0.64-0.83N

FENESTRATED CLIPS 1/1 (mm)

	<p>No.07-934-26 Straight(S) 11.5 110-145g 1.08-1.42N</p>		<p>No.07-934-35 Bent(S) 10.0 105-140g 1.03-1.37N</p>
	<p>No.07-934-27 Straight(M) 12.5 120-155g 1.18-1.52N</p>		<p>No.07-934-36 Bent(M) 11.0 110-145g 1.08-1.42N</p>
	<p>No.07-934-28 Straight(L) 13.5 130-165g 1.27-1.62N</p>		<p>No.07-934-37 Bent(L) 12.0 120-155g 1.18-1.52N</p>
	<p>No.07-934-29 Straight(S) 12.0 105-140g 1.03-1.37N</p>		<p>No.07-934-38 L-Shaped(S) 7.5 105-140g 1.03-1.37N</p>
	<p>No.07-934-30 Straight(M) 13.0 120-155g 1.18-1.52N</p>		<p>No.07-934-39 L-Shaped(M) 7.5 105-140g 1.03-1.37N</p>
	<p>No.07-934-31 Straight(L) 14.0 130-165g 1.27-1.62N</p>		<p>No.07-934-40 L-Shaped(L) 7.5 120-155g 1.18-1.52N</p>
	<p>No.07-934-32 Bent(S) 9.0 105-140g 1.03-1.37N</p>		<p>No.07-934-41 L-Shaped(S) 9.0 105-140g 1.03-1.37N</p>
	<p>No.07-934-33 Bent(M) 9.5 110-145g 1.08-1.42N</p>		<p>No.07-934-42 L-Shaped(M) 9.0 105-140g 1.03-1.37N</p>
	<p>No.07-934-34 Bent(L) 10.0 120-155g 1.18-1.52N</p>		<p>No.07-934-43 L-Shaped(L) 9.0 115-150g 1.13-1.47N</p>

	No.07-934-80 Straight(Small) 4.5 110-145g 1.08-1.42N
	No.07-934-81 Straight(Large) 5.5 120-155g 1.18-1.52N
	No.07-934-83 Curved 4.5 110-145g 1.08-1.42N
	No.07-934-84 Angled 5.5 110-145g 1.08-1.42N
	No.07-934-85 Curved 4.5 105-140g 1.03-1.37N
	No.07-934-86 Side Curved 5.5 115-150g 1.13-1.47N
	No.07-934-87 Curved 5.0 105-140g 1.03-1.37N
	No.07-934-88 Curved 5.5 120-155g 1.18-1.52N
	No.07-934-89 Bayonet 6.0 105-140g 1.03-1.37N

	No.07-934-95 Straight Slim 6.0 115-150g 1.13-1.47N
	No.07-9434-96 Straight Slim 5.5 125-160g 1.23-1.57N
	No.07-934-97 Curved Slim 5.5 120-155g 1.18-1.52N
	No.07-934-98 Curved Slim 6.0 115-150g 1.13-1.47N
	No.07-934-99 Curved Slim 5.0 115-150g 1.13-1.47N

TEMPORARY

	No.07-934-56 Straight(Large) 6.0 65-85g 0.64-0.83N
	No.07-934-57 Angled 6.0 60-80g 0.59-0.78N
	No.07-934-58 Straight Slim 6.0 65-85g 0.64-0.83N

APPLIERS



Standard/Large



15° Angled Up



30° Angled Up



Catalog #	for Standard Clips	Length
07-941-31	Straight	20cm
07-941-32	15° Angled Up	20cm
07-941-33	30° Angled Up	20cm

Mini



Silver jaw indicates for use with mini clips.

Catalog #	for Mini Clips	Length
07-942-31	Straight	20.3cm
07-942-32	30° Angled Up	20.3cm

Fenestrated



Purple jaw indicates for use with fenestrated clips.

Catalog #	for Fenestrated Clips	Length
07-941-41	Straight	20cm
07-941-42	15° Angled Up	20cm
07-941-43	30° Angled Up	20cm



Unique jaw design facilitates engagement and adjustment or removal of the clip.



Catalog #	Description	Length
07-949-31	Straight Remover for standard clips	20cm
07-949-33	Straight Remover for Mini clips	20cm
07-949-41	Straight Remover for Fenestrated clips	20cm
07-949-42	30° Angled Remover for Fenestrated clips	20cm

STERILIZATION CASES




FEATURES

The Sugita Aneurysm Clip Case is a modular system comprised of four individual clip cases, housed in an instrument bin, locked in place with one all encompassing lid. The clip case allows for storage of up to 120 individual clip patterns as well as 8 applicators.

The clips are organized by clip type, allowing for quick access to the necessary pattern.

Applicators are held in place with silicone brackets. Each individual clip case can be used as a stand alone storage and sterilization container.



Each clip case is individually locked and laser etched with a detailed, 2-sided drawing of the clip to facilitate selection of the appropriate pattern. Corresponding catalog numbers are etched inside each cavity for ease of restocking clips.

Catalog #	Description
07-944-44	Complete Tray (includes 07-944-44T, 07-944-44S, 07-944-44F, 07-944-44D)
07-944-44T	Clip case for temporary, mini & standard clips
07-944-44S	Clip case for standard clips
07-944-44F	Clip case for fenestrated clips
07-944-44D	Clip case for deflected fenestrated & long clips



Half size case



Applicator case

Catalog #	Description
07-944-22	Half size case includes (07-944-44T, 07-944-44S)
07-944-21A	Tray for Applicators (will hold 12 Applicators)

ORDERING INFORMATION:

Distributed in the
U.S.A. exclusively by:
Mizuho America, Inc.
133 Brimbal Avenue
Beverly, MA 01915
Tel: 800-699-CLIP(2547) or
978-921-1718
Fax: 978-921-4003
EMAIL: mizuho@mizuho.com
www.mizuho.com

©Mizuho is a registered trademark of
Mizuho Ikkogyo Co., Ltd. Tokyo, 2003
©2003 Mizuho America, Inc TIC03.1 5k 01/03 MW